



DATE: 2/1/69

BRITISH LEYLAND MOTORS INC.
 600 Willow Tree Road • Leonia • New Jersey 07605

SUBJECT:

Cold Starting Difficulties

MODELS:

Austin America

Where dealers have experienced complaints of hard starting of the Austin America in cold weather, the following, listed in order, are our service recommendations to rectify this problem.

- (a) A multigrade low viscosity oil must be used. We recommend either a 10w/20 or 10w/30 high quality crankcase oil of a reputable manufacturer. In extreme conditions where the temperature falls below 0°F use a 5w/20 weight.
- (b) It is mandatory the ignition and electrical system are working correctly. Check spark plugs, points, condenser, all ground cables for good electrical contact. Check charging circuit as per Training Aid #SS8, 14.9 to 15.2 volts, 22 amps at 2000 r.p.m.
- (c) Recheck exhaust emission system and PCV valve as per Emission Manual AKD 4957, pay particular attention to the choke adjustment.
- (d) If all of the above have been checked carefully dealers are authorized to fit the Lucas cold start kit obtained from your Distributor, as described overleaf, under warranty. Time allowance 0.75 hours + 0.25 hours preparation time per car.

NOTE: Warranty allowance only applies to the Austin America.

FITTING INSTRUCTIONS FOR THE
LUCAS COLD START KIT

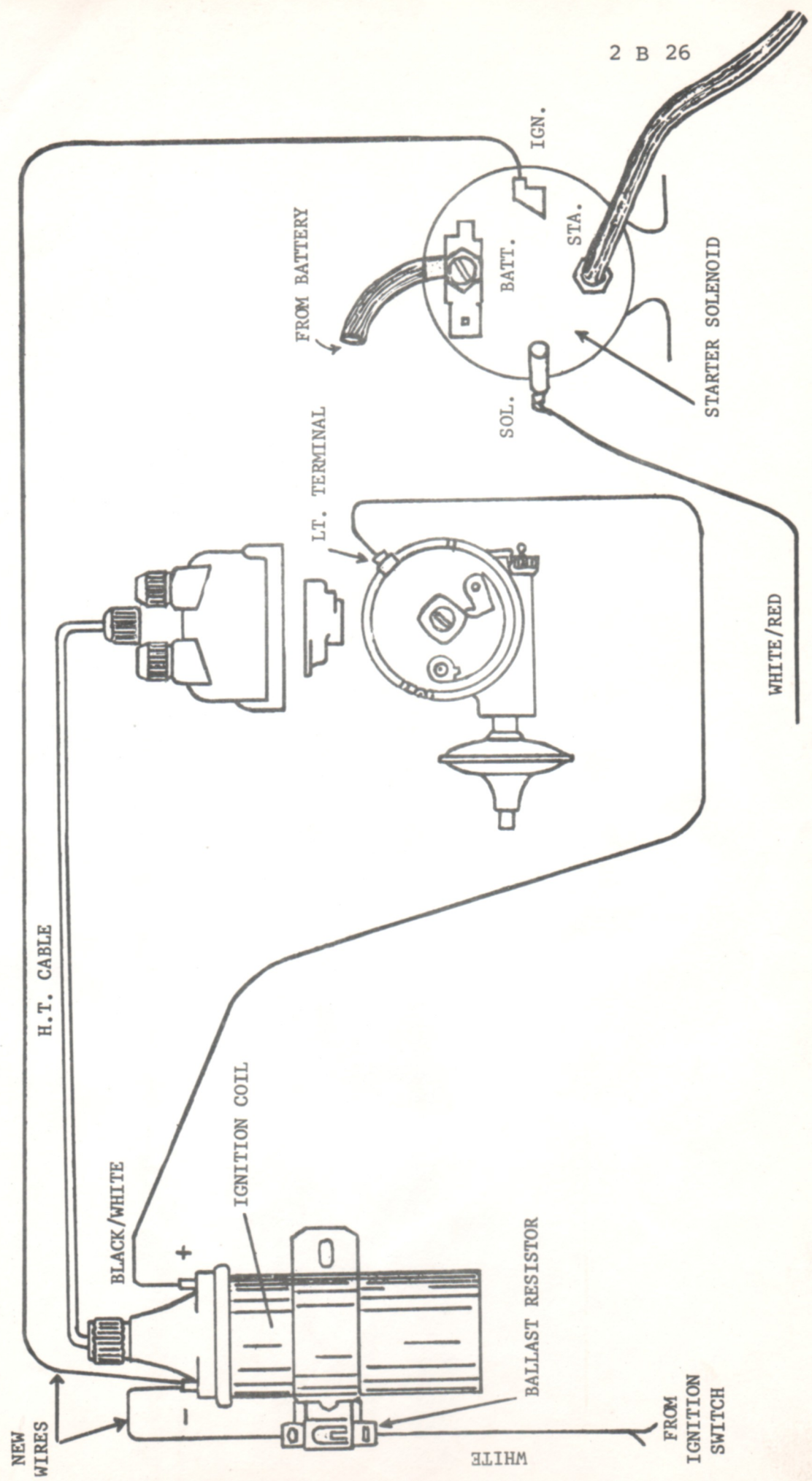
Consisting of:

- (a) One Solenoid, Part Number 76497 or 76771.
 - (b) One Ballast Resistor, Part Number ~~47170~~. 47222
 - (c) One Coil, Part Number 45181.
-
- (1) Disconnect battery.
 - (2) Remove original ignition coil and solenoid switch. Replace with cold start components and reconnect all cables.
 - (3) Attach ballast resistor to ignition coil, securing bolts.
 - (4) Remove the cable from the ignition coil terminal marked (-) and connect it to one terminal of the ballast resistor.
 - (5) To the remaining terminal of the ballast resistor, fit a 14 gauge cable to the ignition coil terminal marked (-).
 - (6) Fit a 14 gauge cable from the ignition coil terminal marked (-) to the extra terminal of the starter solenoid.
 - (7) Reconnect battery.



Cold start coil fitted to

Positive ground car.

For negative ground reverse coil leads.



Austin America Cold Start Kit Installation.
Pencil pointing to new wires.



Austin-Healey Sprite Installation
MG Midget

