

LUCAS WORKSHOP INSTRUCTIONS**STARTING MOTORS MODELS M45G, M418G & M35G****MODIFIED BRUSH BOX**

The brush boxes of the above starting motors have recently been modified by the introduction of a single brush spring support post instead of the split post previously used. A corresponding modification to the brush springs has also been necessary, although the service numbers of replacement spring sets remain unaltered.

Brush springs designed for use with brush boxes of the earlier type cannot be used with the modified brush boxes. The modified brush springs, however, can be used to service starting motors incorporating either type of brush box; when the original type of brush box is fitted the inner half of the split support post must be removed before fitting the spring.




Fig. 1.
Brush box as originally fitted


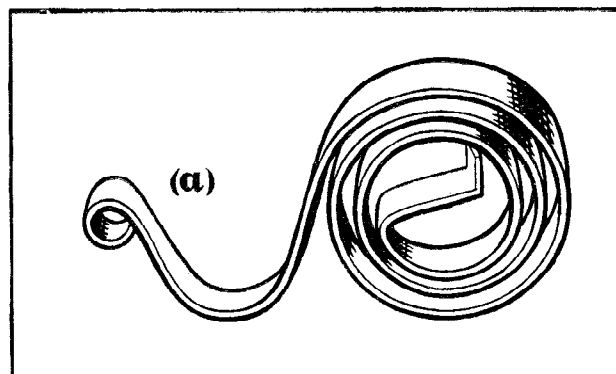


Fig. 2.
Modified brush box



(a) as originally fitted

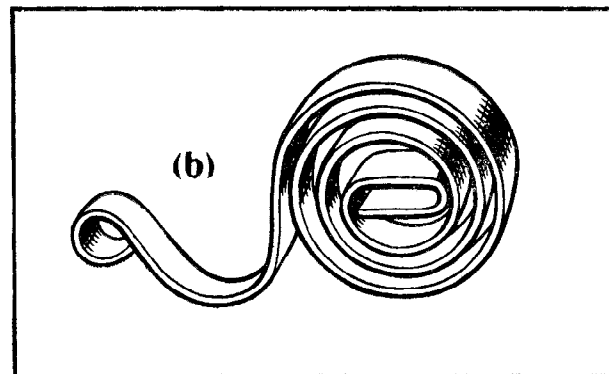


Fig. 3.
Brush springs
(b) as used with modified brush box

